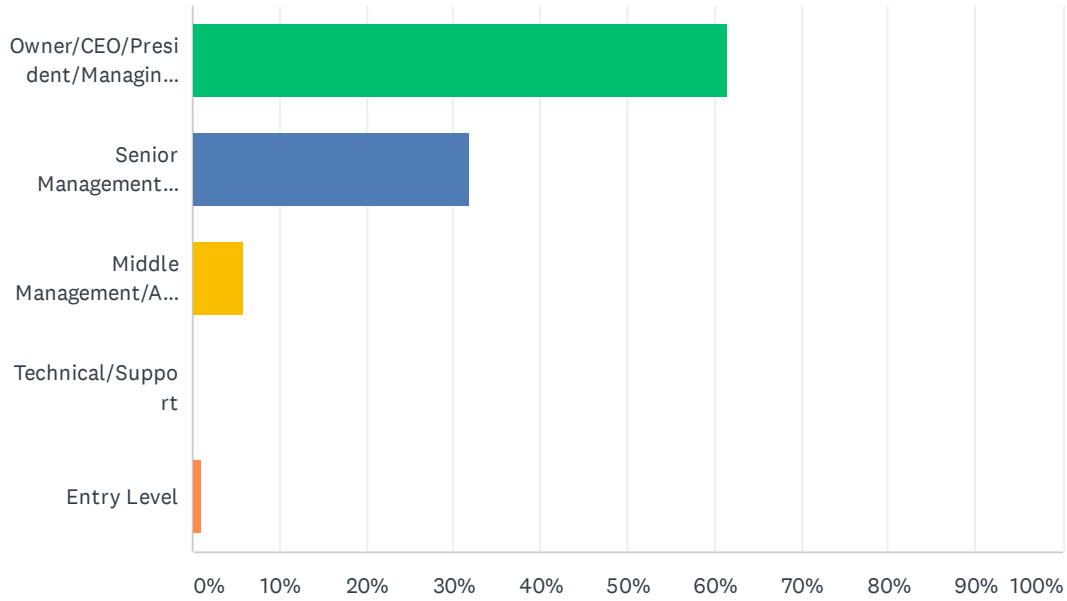


Q1 What is your position in your firm?

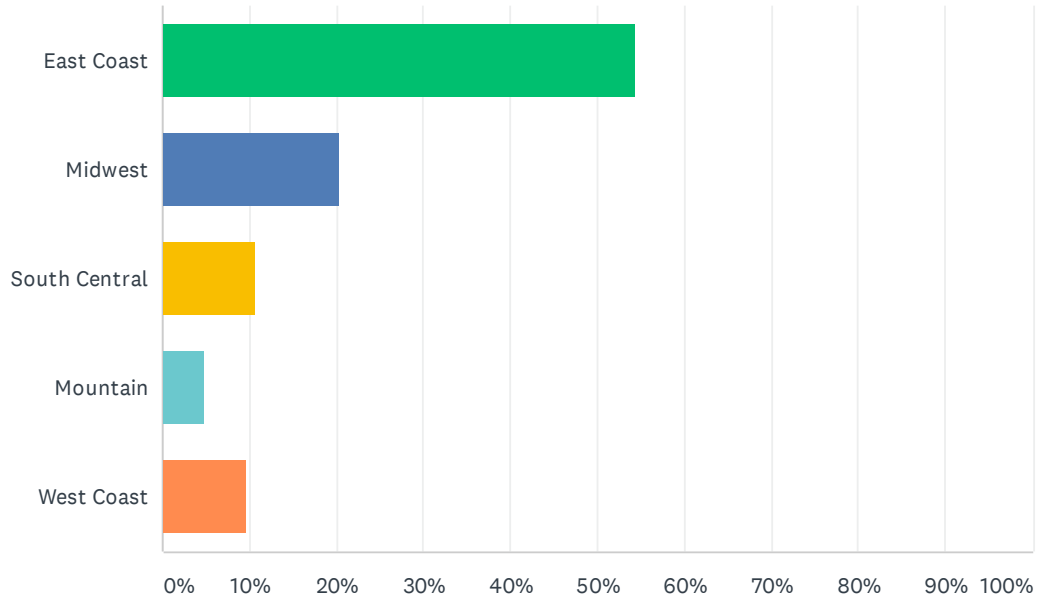
Answered: 104 Skipped: 0



ANSWER CHOICES	RESPONSES	
Owner/CEO/President/Managing Principal	61.54%	64
Senior Management (e.g., Principal/VP)	31.73%	33
Middle Management/Associate	5.77%	6
Technical/Support	0.00%	0
Entry Level	0.96%	1
TOTAL		104

Q2 Where are you located?

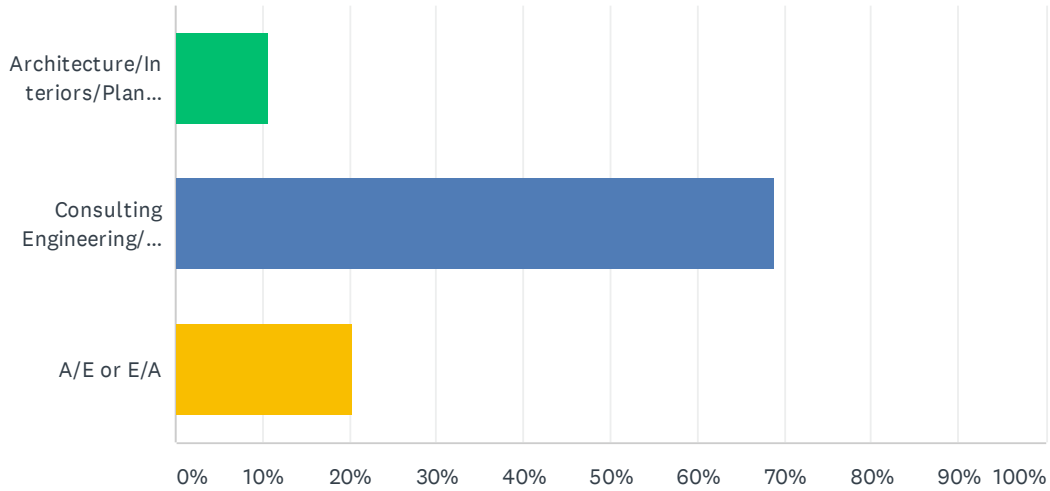
Answered: 103 Skipped: 1



ANSWER CHOICES	RESPONSES	
East Coast	54.37%	56
Midwest	20.39%	21
South Central	10.68%	11
Mountain	4.85%	5
West Coast	9.71%	10
TOTAL		103

Q3 What type of firm do you work for?

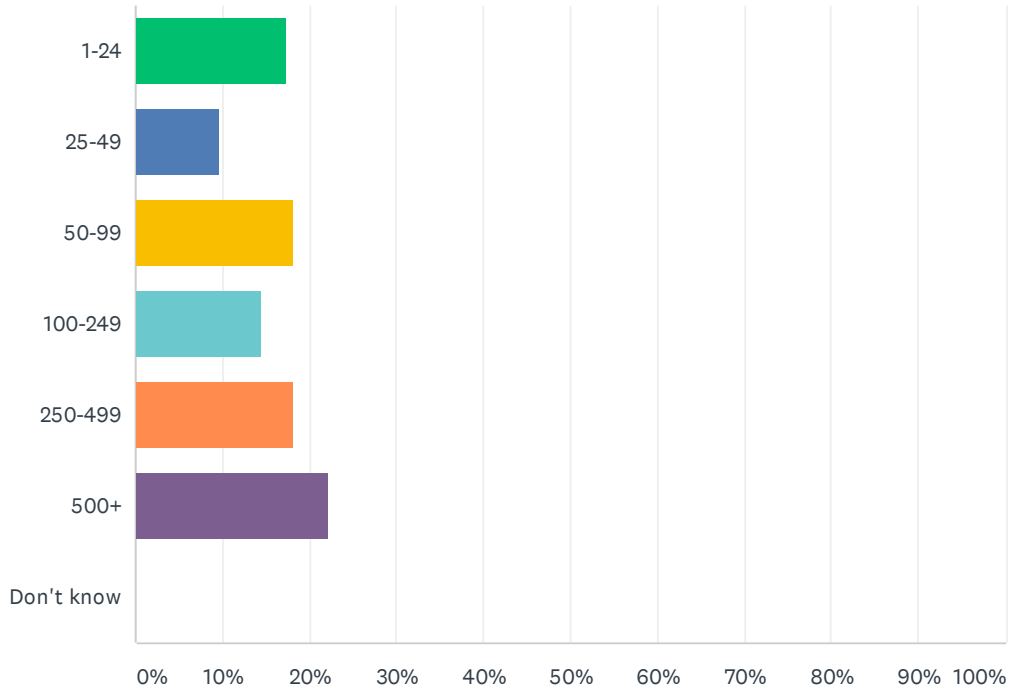
Answered: 103 Skipped: 1



ANSWER CHOICES	RESPONSES	
Architecture/Interiors/Planning	10.68%	11
Consulting Engineering/Environmental	68.93%	71
A/E or E/A	20.39%	21
TOTAL		103

Q4 How large is your firm?

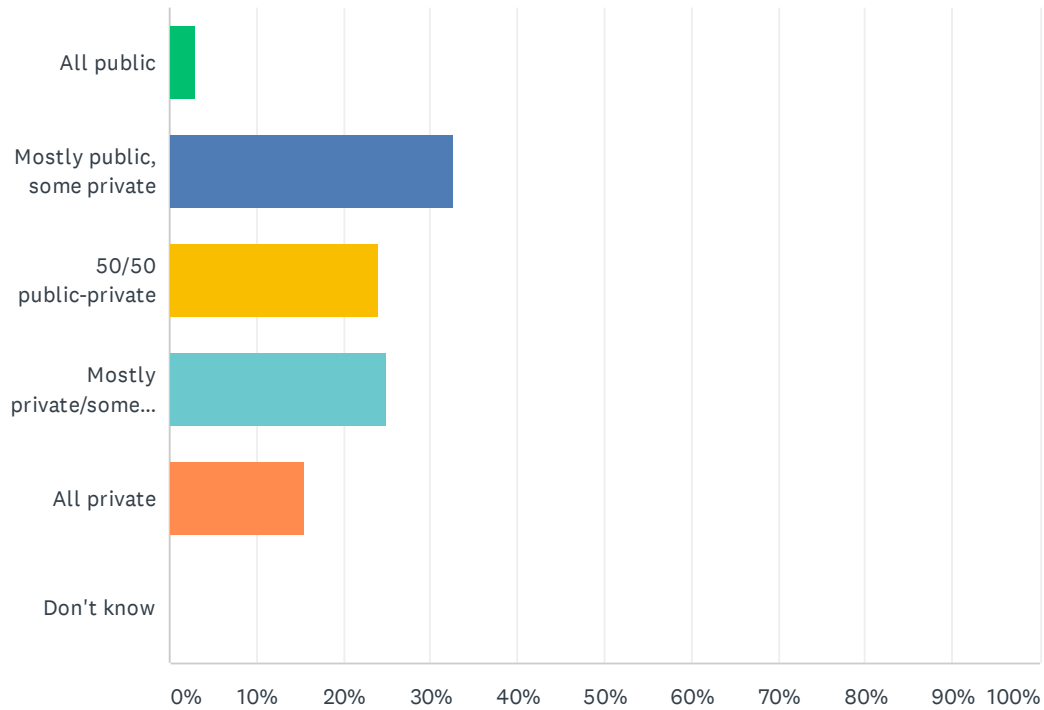
Answered: 104 Skipped: 0



ANSWER CHOICES	RESPONSES	
1-24	17.31%	18
25-49	9.62%	10
50-99	18.27%	19
100-249	14.42%	15
250-499	18.27%	19
500+	22.12%	23
Don't know	0.00%	0
TOTAL		104

Q5 What statement best describes your firm's client base mix?

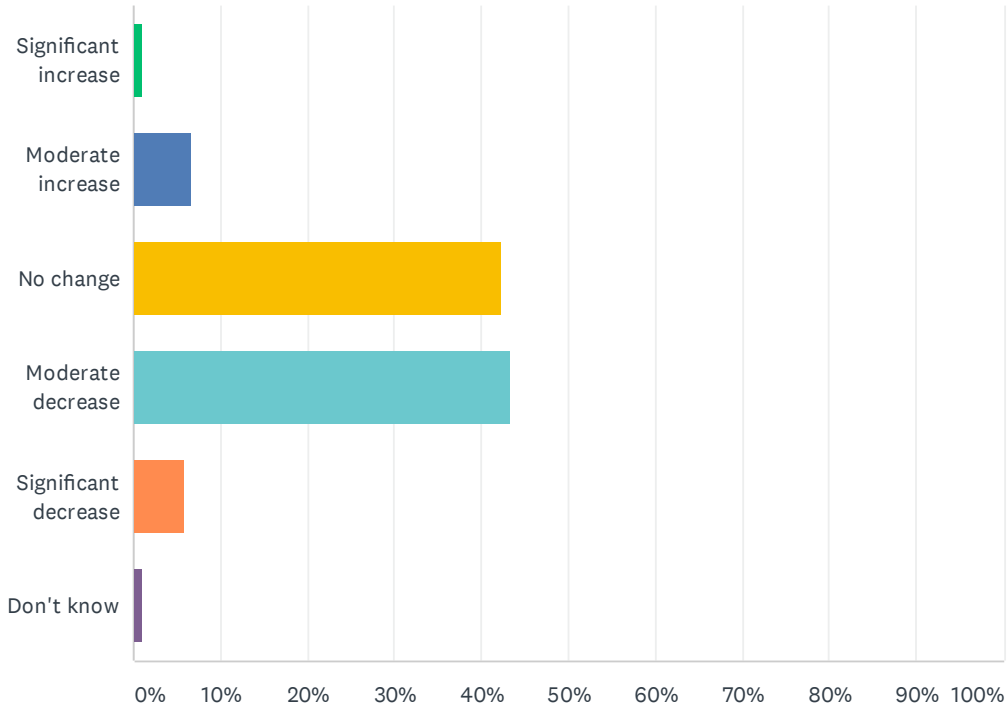
Answered: 104 Skipped: 0



ANSWER CHOICES	RESPONSES	
All public	2.88%	3
Mostly public, some private	32.69%	34
50/50 public-private	24.04%	25
Mostly private/some public	25.00%	26
All private	15.38%	16
Don't know	0.00%	0
TOTAL		104

Q6 Indicate below the change in your firm's workload over the last two weeks.

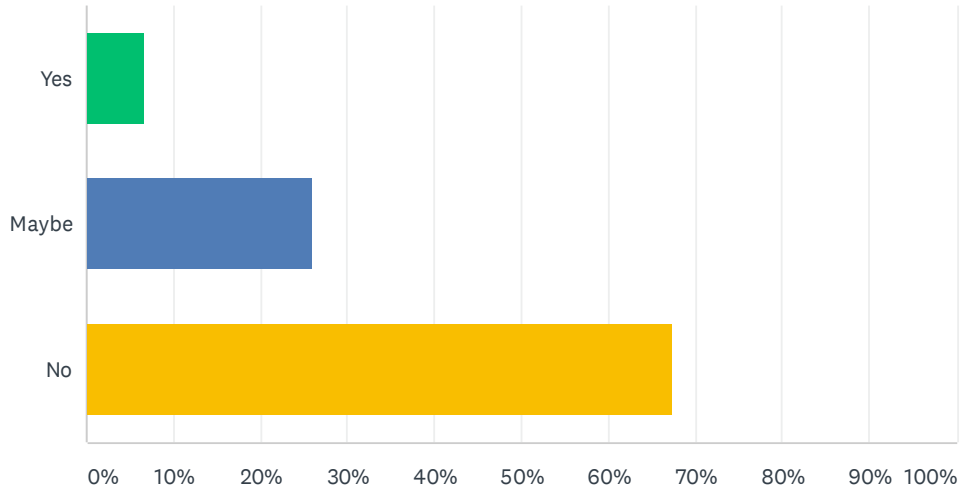
Answered: 104 Skipped: 0



ANSWER CHOICES	RESPONSES	
Significant increase	0.96%	1
Moderate increase	6.73%	7
No change	42.31%	44
Moderate decrease	43.27%	45
Significant decrease	5.77%	6
Don't know	0.96%	1
TOTAL		104

Q7 Do you anticipate your firm will need to seek an emergency loan to remain solvent?

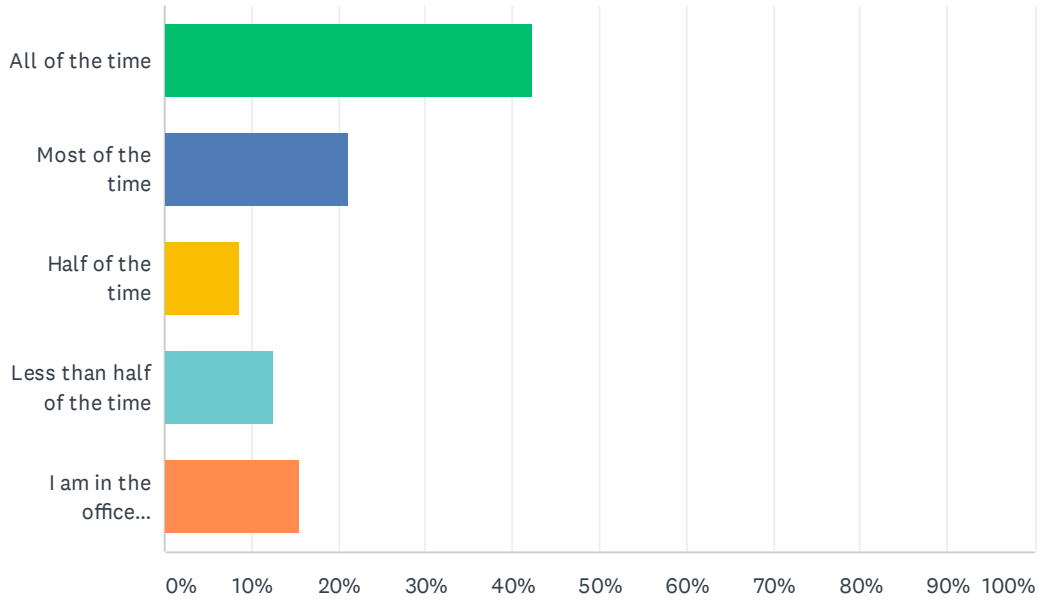
Answered: 104 Skipped: 0



ANSWER CHOICES		RESPONSES	
Yes		6.73%	7
Maybe		25.96%	27
No		67.31%	70
TOTAL			104

Q8 How often are you working remotely now?

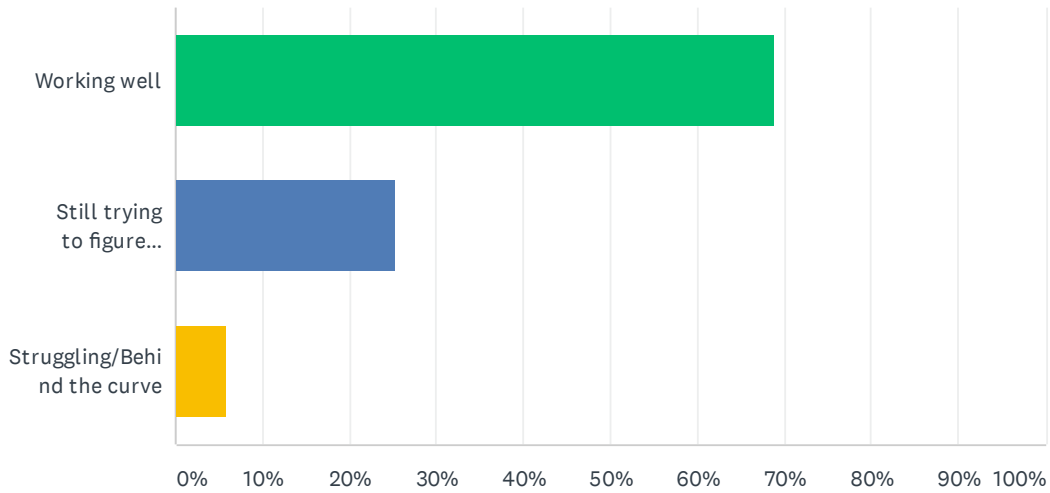
Answered: 104 Skipped: 0



ANSWER CHOICES	RESPONSES	
All of the time	42.31%	44
Most of the time	21.15%	22
Half of the time	8.65%	9
Less than half of the time	12.50%	13
I am in the office full-time	15.38%	16
TOTAL		104

Q9 What is your experience with working remotely during this crisis?

Answered: 103 Skipped: 1



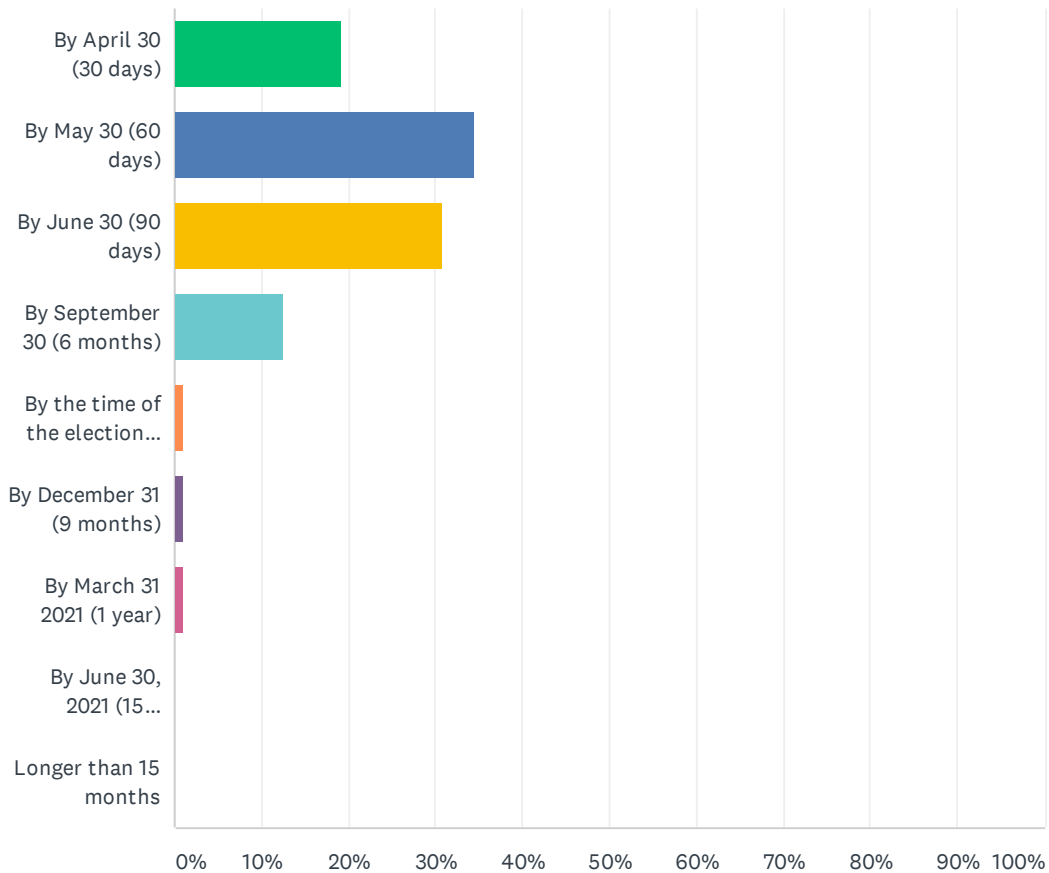
ANSWER CHOICES	RESPONSES	
Working well	68.93%	71
Still trying to figure things out, but getting there	25.24%	26
Struggling/Behind the curve	5.83%	6
TOTAL		103

Q10 What is burdening your mind most about this crisis?

Answered: 80 Skipped: 24

Q11 How long until we're past this event, businesses fully re-open, and people come out of their self-imposed quarantine?

Answered: 104 Skipped: 0



ANSWER CHOICES	RESPONSES	COUNT
By April 30 (30 days)	19.23%	20
By May 30 (60 days)	34.62%	36
By June 30 (90 days)	30.77%	32
By September 30 (6 months)	12.50%	13
By the time of the election (7 months)	0.96%	1
By December 31 (9 months)	0.96%	1
By March 31 2021 (1 year)	0.96%	1
By June 30, 2021 (15 months)	0.00%	0
Longer than 15 months	0.00%	0
TOTAL		104